



GAI-TRONICS®
A HUBBELL COMPANY

726-101 Desktop Subset

Confidentiality Notice

This manual is provided solely as an installation, operation, and maintenance guide and contains sensitive business and technical information that is confidential and proprietary to GAI-Tronics. GAI-Tronics retains all intellectual property and other rights in or to the information contained herein, and such information may only be used in connection with the operation of your GAI-Tronics product or system. This manual may not be disclosed in any form, in whole or in part, directly or indirectly, to any third party.

The following are trademarks of GAI-Tronics Corporation:

SmartSeries®

Page/Party®

ADVANCE

SmartVolume™



General Information



The 700 Series Page/Party system is an industrial communications system designed for durability and flexibility. GAI-Tronics offers a wide variety of configuration options to solve challenging communication system installations.

The No. 726-101 Single-Party Desktop Subset provides page and party line communication capability when installed with a remote amplifier. The desktop subset is designed for indoor applications and includes a pressbar handset and an internal speaker with volume control.

The subset interconnect cable permits mounting the subset up to 8 feet from the amplifier.

Installation

 **WARNING**  —Explosion Hazard—Substitution of components may impair suitability for Class 1, Div. 2 usage.

 **CAUTION**  —Do not install this equipment in hazardous areas or areas other than those indicated on the equipment approval list in the Approvals section of this manual. Such installation may cause a safety hazard and consequent injury or property damage.

Plug the connector on the subset's 8-foot cable into the socket in the bottom of the No. 7245 series amplifier enclosure to install the desktop subset (see Figure 1).

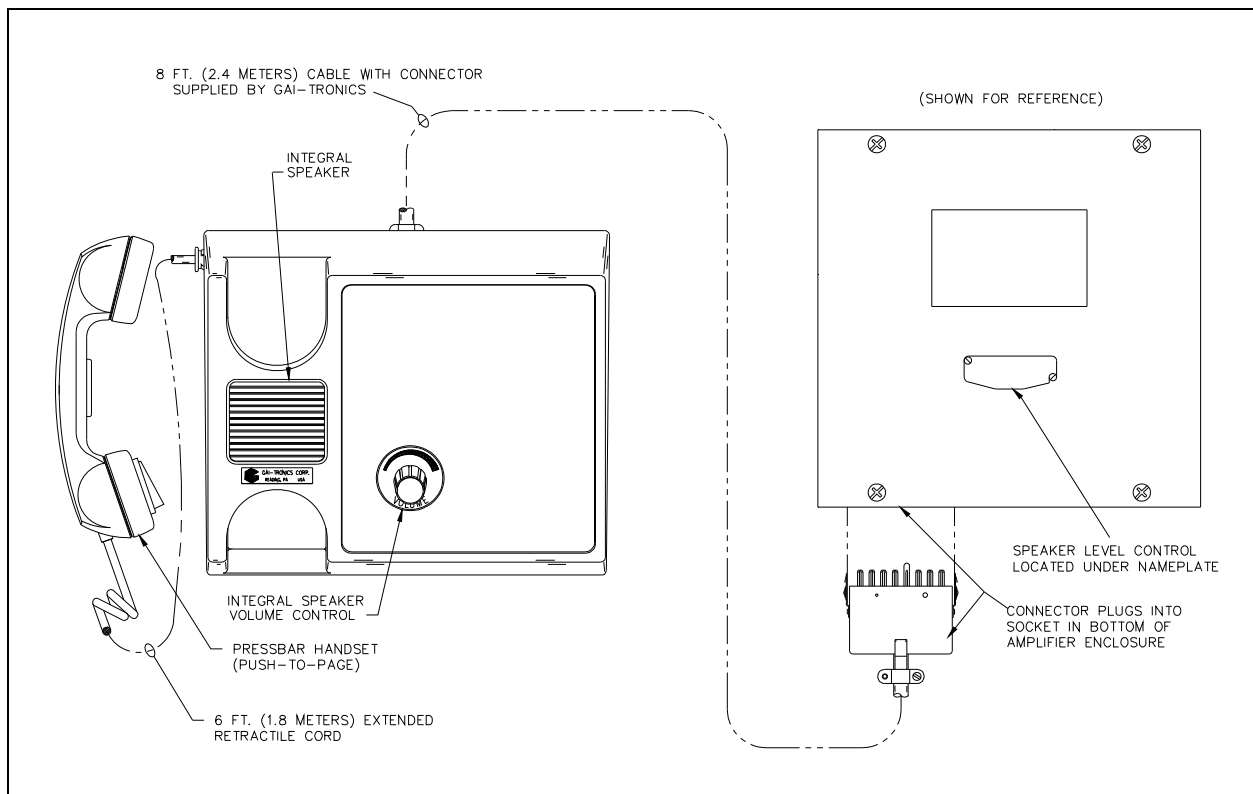


Figure 1. Installing the Model 726-101 Desktop Subset

Operation

complete the following steps to make a page announcement:

1. Lift the handset from the cradle.
2. Depress and hold the handset pressbar.
3. Speak directly into the microphone to broadcast your announcement over the loudspeakers.
4. Release the handset pressbar, and if requested, wait for a response.

The paged individual(s) responds by picking up a station handset.

Full-duplex party line communication is not broadcast over the system speakers. Other individuals can pick up a handset and join a conversation at any time. Always return the handset to the cradle following a page or a party line conversation.



Maintenance

The following adjustments are accessible through the rear chassis of the associated remote amplifier using a small standard screwdriver:

Microphone Gain: adjusts the gain level from the microphone signal to the page or party lines

Receiver Sidetone: the amount of signal transmitted from the microphone to the receiver of a handset

Receiver Volume: adjusts the gain level from a party line to the receiver

 **CAUTION**  —Desktop subsets are susceptible to strong magnetic forces. Erroneous on or off-hook conditions may occur if the subset is placed in a strong magnetic field.

Troubleshooting

The following table lists some hints to aid technicians in troubleshooting:

Problem	Solution
Integral speaker level requires adjustment.	Adjust the volume control on the front of the subset. Adjust the speaker volume control at the amplifier.
Outgoing conversation level requires adjustment.	Adjust the microphone gain at the amplifier.
Station stays on-hook or off-hook.	The reed switch may be defective. Test the reed switch for continuity by connecting an ohmmeter to the reed switch connector. Place the receiver portion of the handset into the cradle of the reed switch. The circuit should be closed. Remove the handset from the cradle. The circuit should be open.
Incoming conversation level requires adjustment.	Adjust the receiver volume control at the amplifier. Refer to the applicable amplifier manual.
Feedback/distortion (a hum or buzz on the line) occurs during all Page/Party station operation.	Adjust the receiver sidetone at the amplifier. The line may be improperly terminated. Inspect the system cable for loose connections, shorts, and grounds. Line balance assembly connections are critical.
Feedback occurs during paging only.	Use the muting feature in the amplifier enclosure at the terminal blocks. (Connect the violet wire at terminal 8 to terminal 7.)
Sidetone (hearing one's own voice in the receiver of the handset) requires adjustment	Adjust the receiver sidetone at the amplifier. Refer to the applicable amplifier manual. Check the system cable connections to the resistors in the line balance assembly are properly terminated.
Crosstalk occurs.	One or more system cable pairs may be improperly terminated. Visually inspect the system cable connections for accidental crossing of the cable pairs or grounds.
Miscellaneous	A defective handset/speaker amplifier printed circuit board assembly (PCBA) can cause numerous problems. If the Page/Party station is not functioning properly, it may be worthwhile to try replacing the handset/speaker amplifier.

Replacement Parts

Part No.	Description
10112-201	Handset Assembly, black
12502-101	Receiver Replacement Kit
12511-011	Microphone, Noise-canceling, black
12514-007	PVC Coil Cord, 6C and Bushing Kit
69200-101	Termination PCBA
25728-001	Housing/Reed Switch Assembly for subsets with No. 69200-001 Desktop Termination PCBA

Specifications

Subset

Material/finish

Housing light gray Cyclac®

Front panel and base 16-gauge cold rolled steel with black polyurethane enamel finish

Connection 8 ft multi-conductor cable terminated by a connector
that plugs into the bottom of the amplifier enclosure.

Integral speaker 3 in², 45 Ω, 4 W, moisture-proof, shielded magnetic pole piece

Temperature range -22 °F to +158 °F (-30 °C to +70 °C)

Dimensions 9.35 L × 10.46 W × 4.81 H in (237.5 × 265.7 × 122.2 mm)

Net weight 5.8 lb (2.6 kg)

Shipping weight 7.0 lb (3.2 kg)

Handset

Cable 6 ft (1.8 m) extended retractile cord

Material/finish black Cyclac®

Transmitter 10 Ω; pressure differential noise-canceling dynamic

Receiver 130 Ω; high-efficiency dynamic, hearing-aid compatible

Approvals

NRTL certified for use in US and Canada Class I, Div. 2, Groups A, B, C, D,
when connected to a certified GAI-Tronics 7245 series amplifier enclosure using
a certified GAI-Tronics 723 series amplifier

Temperature Code T3 (Maximum ambient = 70 °C)

Warranty

Equipment. GAI-Tronics warrants for a period of one (1) year from the date of shipment, that any GAI-Tronics equipment supplied hereunder shall be free of defects in material and workmanship, shall comply with the then-current product specifications and product literature, and if applicable, shall be fit for the purpose specified in the agreed upon quotation or proposal document. If (a) Seller's goods prove to be defective in workmanship and/or material under normal and proper usage, or unfit for the purpose specified and agreed upon, and (b) Buyer's claim is made within the warranty period set forth above, Buyer may return such goods to GAI-Tronics nearest depot repair facility, freight prepaid, at which time they will be repaired or replaced, at Seller's option, without charge to Buyer. Repair or replacement shall be Buyer's sole and exclusive remedy. The warranty period on any repaired or replacement equipment shall be the greater of the ninety (90) day repair warranty or one (1) year from the date the original equipment was shipped. In no event shall GAI-Tronics warranty obligations with respect to equipment exceed 100% of the total cost of the equipment supplied hereunder. Buyer may also be entitled to the manufacturer's warranty on any third-party goods supplied by GAI-Tronics hereunder. The applicability of any such third-party warranty will be determined by GAI-Tronics.

Services. Any services GAI-Tronics provides hereunder, whether directly or through subcontractors, shall be performed in accordance with the standard of care with which such services are normally provided in the industry. If the services fail to meet the applicable industry standard, GAI-Tronics will re-perform such services at no cost to buyer to correct said deficiency to Company's satisfaction provided any and all issues are identified prior to the demobilization of the Contractor's personnel from the work site. Re-performance of services shall be Buyer's sole and exclusive remedy, and in no event shall GAI-Tronics warranty obligations with respect to services exceed 100% of the total cost of the services provided hereunder.

Warranty Periods. Every claim by Buyer alleging a defect in the goods and/or services provided hereunder shall be deemed waived unless such claim is made in writing within the applicable warranty periods as set forth above. Provided, however, that if the defect complained of is latent and not discoverable within the above warranty periods, every claim arising on account of such latent defect shall be deemed waived unless it is made in writing within a reasonable time after such latent defect is or should have been discovered by Buyer.

Limitations / Exclusions. The warranties herein shall not apply to, and GAI-Tronics shall not be responsible for, any damage to the goods or failure of the services supplied hereunder, to the extent caused by Buyer's neglect, failure to follow operational and maintenance procedures provided with the equipment, or the use of technicians not specifically authorized by GAI-Tronics to maintain or service the equipment. **THE WARRANTIES AND REMEDIES CONTAINED HEREIN ARE IN LIEU OF AND EXCLUDE ALL OTHER WARRANTIES AND REMEDIES, WHETHER EXPRESS OR IMPLIED BY OPERATION OF LAW OR OTHERWISE, INCLUDING ANY WARRANTIES OF MERCHANTABILITY OR FITNESS FOR A PARTICULAR PURPOSE.**

Return Policy

If the equipment requires service, contact your Regional Service Center for a return authorization number (RA#). Equipment should be shipped prepaid to GAI-Tronics with a return authorization number and a purchase order number. If the equipment is under warranty, repairs or a replacement will be made in accordance with the warranty policy set forth above. Please include a written explanation of all defects to assist our technicians in their troubleshooting efforts.

Call 800-492-1212 (inside the USA) or 610-777-1374 (outside the USA) for help identifying the Regional Service Center closest to you.